

Scaled data based on original data using
LM-79-08 Approved Method: Electrical and Photometric Measurements of Solid-
State Lighting Products

Test Report Prepared for
Cooper Lighting Solutions
(formerly Eaton)

Brand: McGRAW-EDISON

Report Number: P228153

Luminaire Tested: **ISC-AF-350-LED-E1-SL2-7030**

Issue Date: 3/3/2020

Test Information

Test Method: LM-79-08
Report Number: P228153
TEST IS SCALED FROM IESNA LM-79-08 TEST DATA (P29761)
Test Lab: INNOVATION CENTER-P2
Issue Date: 3/3/2020
Manufacturer: COOPER LIGHTING SOLUTIONS (FORMERLY EATON)
Product Line: MCGRAW-EDISON
Catalog Number: ISC-AF-350-LED-E1-SL2-7030
Description: IMPACT ELITE LED CYLINDER LUMINAIRE
LIGHT SQUARE WITH ACCULED OPTICS-TYPE II W/SPILL CONTROL
Light Source: (16) 3000K CCT, 70 CRI LEDs
Ballast/Driver: ELECTRONIC DRIVER

Summary

Lumens per Lamp: N/A
Luminaire Lumens: 1998 lumens
Efficiency: N/A
Efficacy: 99.5 lumens/watt
Luminous Opening: Rectangular (W 0.5' x L: 0.5' x H: 0')
IES Classification: Type III - Medium - Non-Cutoff
BUG Rating: B1 - U0 - G1

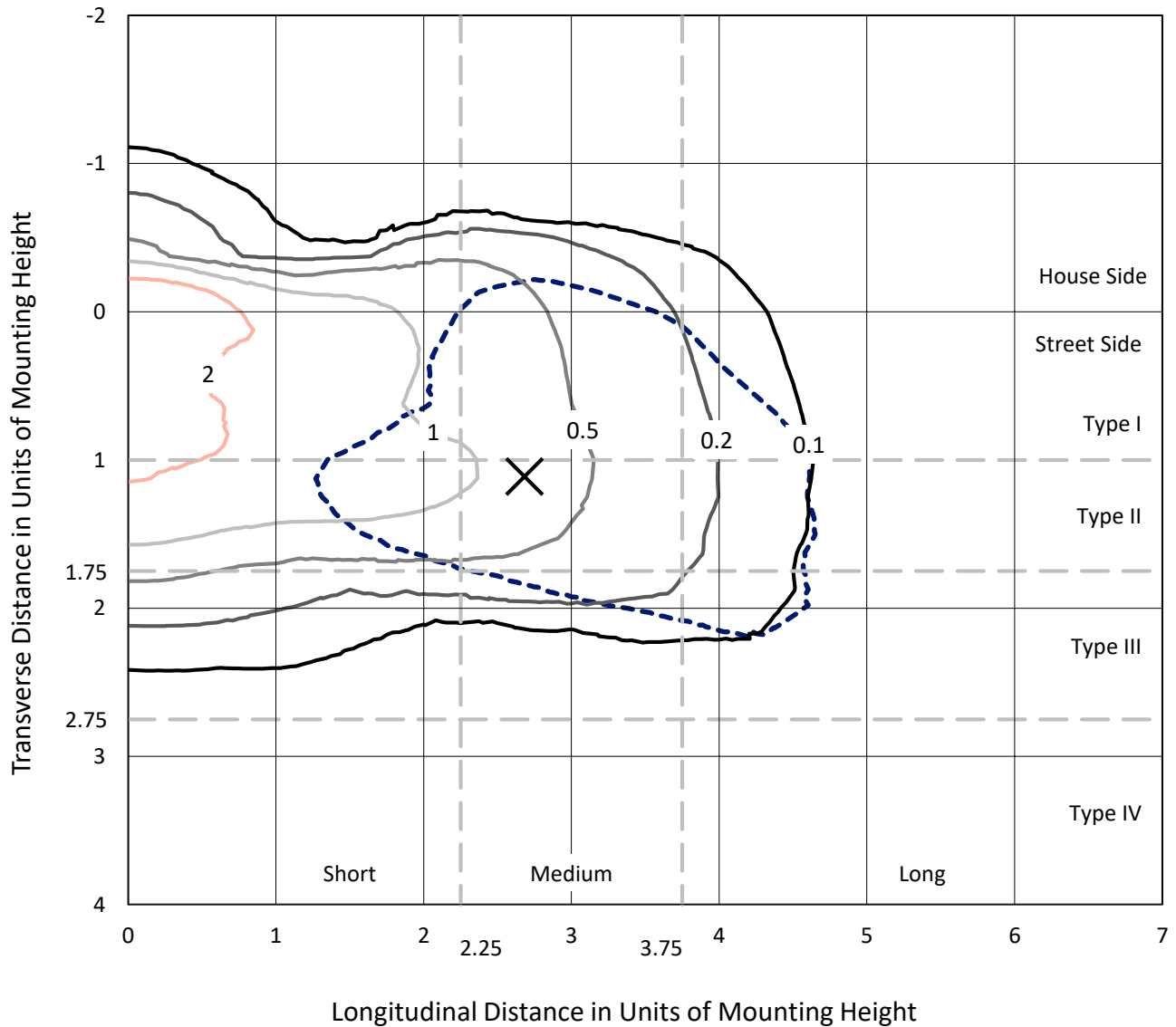
Input Watts (W): 20.09
Input Voltage (V): 120
Input Current (Ain): NR
Voltage Rise (V): NR
Power Factor: NR
Total Harmonic Distortion (THDi): NR
Frequency (hertz): 60
Stabilization Time: NR
Operation Time: NR
Ambient Temperature (°C): NR
Test Distance: 25 FT



REPORT NUMBER: P228153
 CATALOG NUMBER: ISC-AF-350-LED-E1-SL2-7030

Iso-Footcandle Lines of Horizontal Illumination

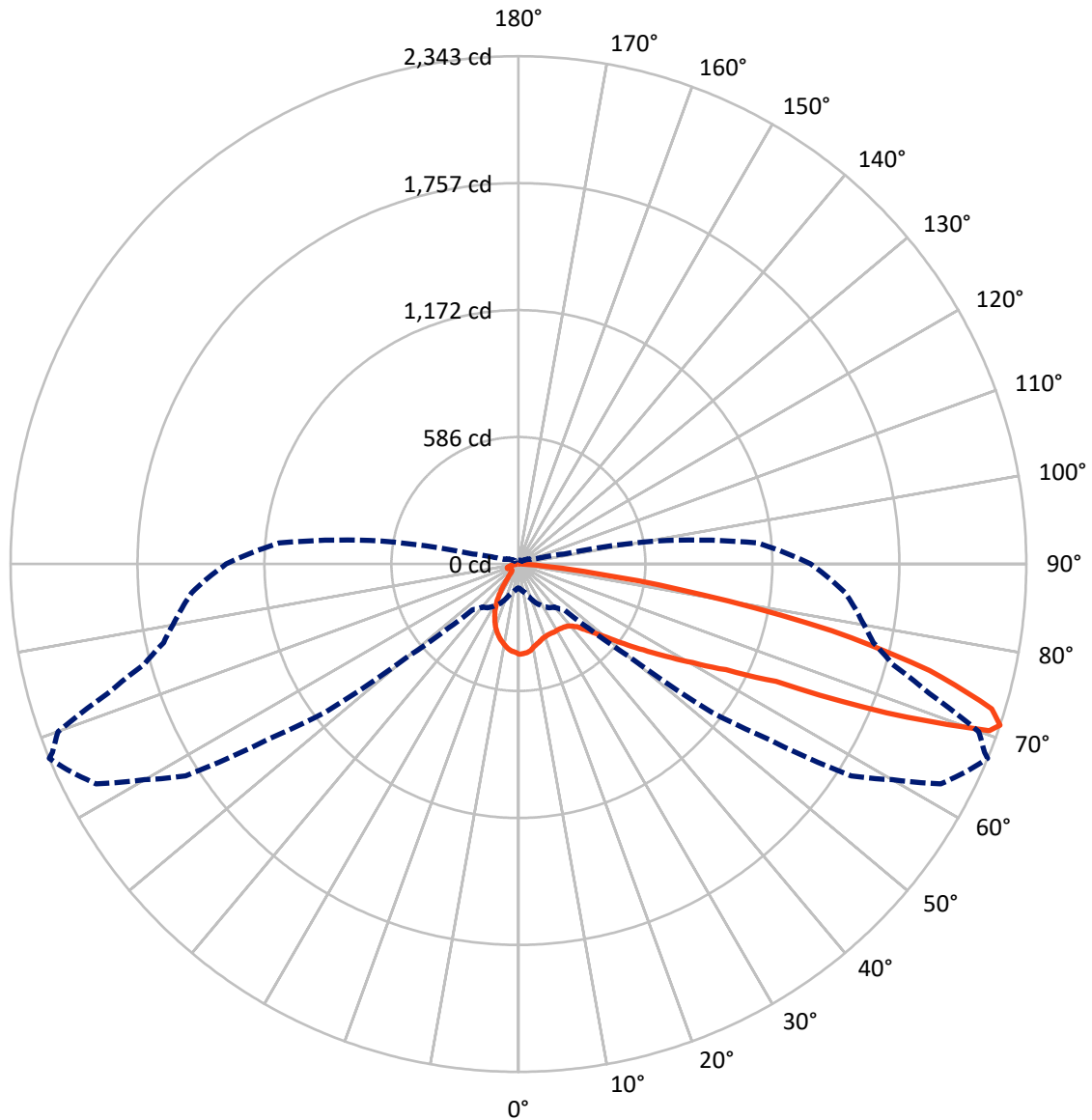
× Max cd
 - - - 1/2 Max cd



Based on 10 foot mounting height. Maximum calculated value = 4.2 fc
 Type III - Medium - Non-Cutoff

REPORT NUMBER: P228153
CATALOG NUMBER: ISC-AF-350-LED-E1-SL2-7030

Luminous Intensity Polar Plot



— Vertical Plane Through 67.5-Deg Lateral - - - Horizontal Cone Through 71-Deg Vertical

REPORT NUMBER: P228153
 CATALOG NUMBER: ISC-AF-350-LED-E1-SL2-7030

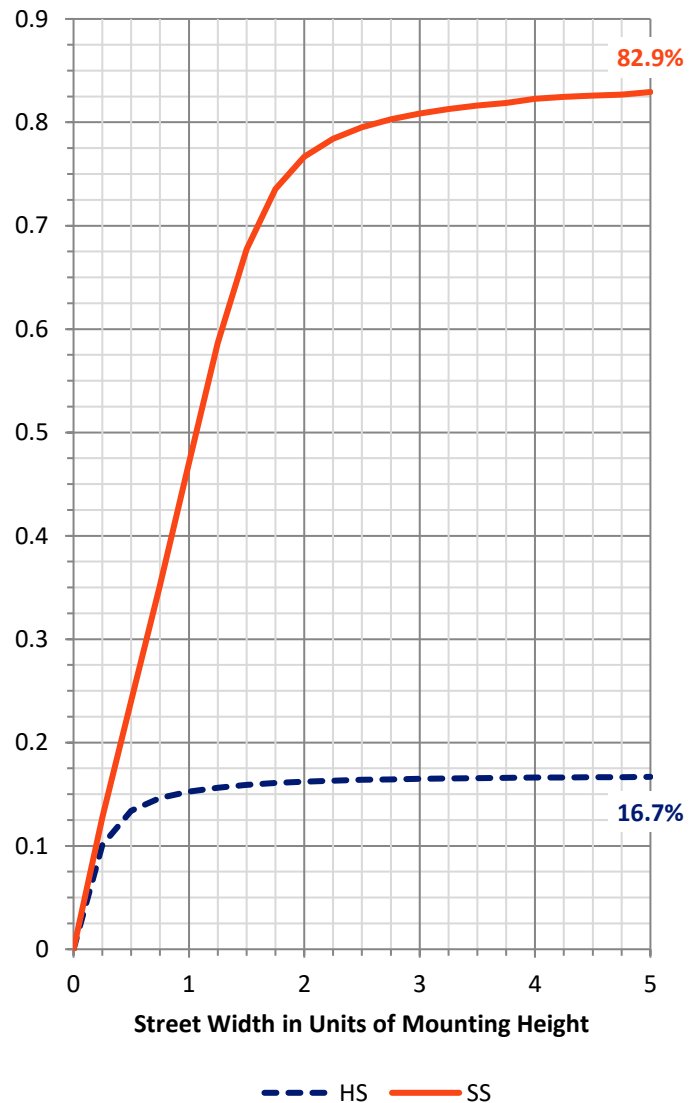
FLUX DISTRIBUTION:

		Downward	Upward	Total
House Side	Lumens	336.7	0.0	336.7
	% Fixture	16.9	0.0	16.9
Street Side	Lumens	1661.3	0.0	1661.3
	% Fixture	83.1	0.0	83.1
Total	Lumens	1998.0	0.0	1998.0
	% Fixture	100.0	0.0	100.0

Coefficient of Utilization

ZONAL LUMENS:

Zone	Lumens	% Fixture
0°-10°	36.3	1.8
10°-20°	86.9	4.4
20°-30°	118.2	5.9
30°-40°	161.5	8.1
40°-50°	243.4	12.2
50°-60°	385.8	19.3
60°-70°	510.7	25.6
70°-80°	406.9	20.4
80°-90°	48.2	2.4
90°-100°	0.0	0.0
100°-110°	0.0	0.0
110°-120°	0.0	0.0
120°-130°	0.0	0.0
130°-140°	0.0	0.0
140°-150°	0.0	0.0
150°-160°	0.0	0.0
160°-170°	0.0	0.0
170°-180°	0.0	0.0
0°-90°	1998.0	100.0
0°-180°	1998.0	100.0



REPORT NUMBER: P228153

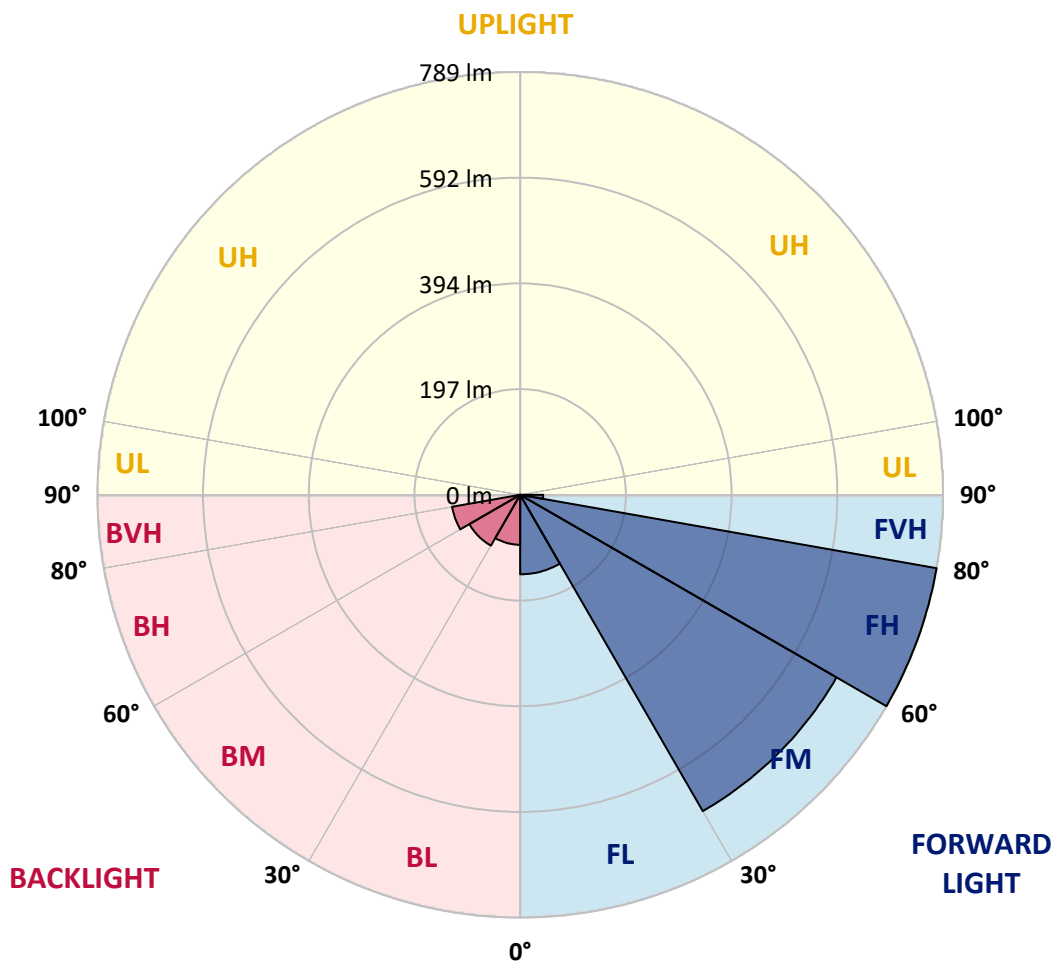
CATALOG NUMBER: ISC-AF-350-LED-E1-SL2-7030

LUMINAIRE CLASSIFICATION SYSTEM LUMEN TABLE AND BUG RATING:

Zone	Lumens	% Fixture	Zone Rating/Lumen Limit		
			B	U	G
FL (0°-30°)	148.2	7.4			
FM (30°-60°)	681.4	34.1			
FH (60°-80°)	788.7	39.5			G1/1800
FVH (80°-90°)	43.0	2.2			G1/100
BL (0°-30°)	93.2	4.7	B0/110		
BM (30°-60°)	109.4	5.5	B0/220		
BH (60°-80°)	128.9	6.4	B1/500		G1/500
BVH (80°-90°)	5.2	0.3			G0/10
UL (90°-100°)	0.0	0.0		U0/0	
UH (100°-180°)	0.0	0.0		U0/0	

BUG Rating: B1-U0-G1

Type III Medium





REPORT NUMBER: P228153
 CATALOG NUMBER: ISC-AF-350-LED-E1-SL2-7030

CANDELA DISTRIBUTION (FULL):

	0°	5°	15°	25°	35°	37.5°	40°	42.5°	45°	47.5°	50°
0°	416.4	416.4	416.4	416.4	416.4	416.4	416.4	416.4	416.4	416.4	416.4
2.5°	408.7	407.3	407.3	409.4	412.9	410.1	412.2	412.2	412.9	415.0	415.7
5°	378.7	375.9	378.7	381.5	389.2	387.8	389.9	392.0	396.1	396.8	402.4
7.5°	351.5	350.1	352.2	357.8	367.5	364.8	367.5	370.3	375.2	377.3	382.9
10°	330.6	328.5	331.3	335.5	345.2	344.5	345.9	349.4	355.0	356.4	363.4
12.5°	315.2	315.2	316.6	322.2	330.6	329.9	334.1	336.2	341.0	342.4	350.1
15°	307.6	305.5	308.3	313.1	321.5	321.5	324.3	326.4	333.4	334.1	341.0
17.5°	300.6	301.3	302.0	307.6	315.2	313.8	317.3	318.7	326.4	325.0	333.4
20°	300.6	302.0	301.3	304.8	310.4	307.6	311.7	312.4	320.8	318.7	327.8
22.5°	309.0	310.4	308.3	307.6	309.7	307.6	309.7	311.0	317.3	315.9	324.3
25°	323.6	326.4	323.6	318.7	316.6	311.0	312.4	314.5	319.4	315.9	323.6
27.5°	346.6	348.7	343.8	338.9	329.2	322.9	320.8	320.1	325.7	320.1	326.4
30°	373.1	375.9	371.7	362.7	348.7	338.2	334.1	332.0	335.5	327.1	333.4
32.5°	401.7	404.5	401.7	394.7	375.9	360.6	355.0	350.1	352.9	341.7	344.5
35°	431.0	433.8	436.6	432.4	408.0	390.6	381.5	377.3	376.6	362.7	363.4
37.5°	456.8	459.6	468.7	472.9	450.5	426.8	418.5	409.4	410.1	390.6	390.6
40°	488.2	491.7	503.5	513.3	498.7	470.1	460.3	450.5	450.5	424.7	425.4
42.5°	530.7	534.9	542.6	555.8	551.0	521.7	511.2	498.0	499.4	468.7	468.0
45°	590.7	593.5	593.5	601.9	602.6	574.7	567.7	554.4	557.2	518.2	520.3
47.5°	668.8	665.3	651.4	656.3	661.9	632.6	626.3	617.9	621.4	579.6	583.7
50°	741.4	738.6	710.0	711.4	731.6	701.6	699.5	689.1	693.9	652.1	658.4
52.5°	768.6	763.7	735.1	750.4	806.9	790.2	793.7	788.8	791.6	746.9	745.5
55°	737.9	737.9	720.4	748.3	863.4	872.5	901.1	912.2	924.1	879.4	869.7
57.5°	652.8	658.4	661.2	710.7	854.3	893.4	947.8	995.2	1055.9	1053.1	1067.8
60°	511.9	521.7	537.7	618.6	815.3	879.4	949.9	1021.0	1104.7	1158.4	1237.9
62.5°	359.2	367.5	380.8	436.6	701.6	811.8	913.6	1023.1	1129.8	1214.2	1318.8
65°	244.1	252.5	280.4	311.0	423.3	583.7	739.3	920.6	1083.1	1240.0	1380.9
67.5°	175.7	180.6	202.3	253.9	281.8	311.0	368.9	582.3	782.5	1098.4	1304.2
70°	131.8	136.7	156.2	213.4	247.6	255.3	269.2	306.9	357.8	617.2	887.1
71°	110.2	117.2	140.9	200.9	246.2	252.5	258.7	281.1	297.8	436.6	658.4
72.5°	77.4	82.3	104.6	185.5	236.4	251.1	265.7	265.0	263.6	297.8	398.2
75°	49.5	49.5	49.5	104.6	252.5	243.4	249.0	279.0	263.6	250.4	262.2
77.5°	39.1	38.4	36.3	52.3	197.4	246.9	261.5	269.2	283.9	261.5	249.7
80°	29.3	28.6	28.6	32.8	91.4	159.7	221.1	245.5	256.0	278.3	253.9
82.5°	15.3	15.3	16.7	19.5	34.2	55.8	114.4	188.3	210.6	212.0	214.1
85°	4.9	4.2	5.6	9.1	14.6	18.1	32.1	76.0	113.0	136.7	144.4
87.5°	0.0	0.0	0.0	0.0	0.0	0.0	0.0	2.1	2.8	4.9	6.3
90°	0.0	0.0	0.0	0.0	0.0	0.0	0.0	0.0	0.0	0.0	0.0



REPORT NUMBER: P228153

CATALOG NUMBER: ISC-AF-350-LED-E1-SL2-7030

CANDELA DISTRIBUTION (continued):

	52.5°	55°	57.5°	60°	62.5°	65°	67.5°	68°	70°	72.5°	75°
0°	416.4	416.4	416.4	416.4	416.4	416.4	416.4	416.4	416.4	416.4	416.4
2.5°	413.6	416.4	414.3	417.1	413.6	417.8	414.3	416.4	417.1	414.3	417.8
5°	398.9	407.3	404.5	410.8	408.0	413.6	410.8	416.4	416.4	414.3	419.1
7.5°	380.8	389.2	389.9	396.1	396.1	403.1	403.1	408.7	411.5	411.5	418.5
10°	362.7	370.3	371.7	378.7	380.1	388.5	388.5	396.1	401.7	403.8	412.2
12.5°	348.7	358.5	358.5	366.1	364.8	377.3	378.7	385.7	391.3	396.1	407.3
15°	340.3	349.4	349.4	357.1	355.7	368.2	370.3	377.3	385.7	388.5	403.8
17.5°	332.0	341.0	338.9	349.4	348.7	362.7	361.3	371.7	378.7	382.9	400.3
20°	325.0	335.5	334.1	344.5	341.7	357.1	357.1	367.5	374.5	378.0	398.2
22.5°	321.5	332.7	329.9	340.3	338.2	353.6	353.6	364.1	371.7	377.3	397.5
25°	321.5	331.3	328.5	340.3	336.9	353.6	352.9	363.4	371.0	375.9	398.2
27.5°	322.9	332.7	330.6	341.7	338.9	353.6	355.0	364.1	371.7	377.3	399.6
30°	327.8	336.9	332.0	342.4	340.3	354.3	353.6	363.4	371.0	378.0	399.6
32.5°	338.2	343.1	336.9	345.9	341.7	355.7	355.7	362.7	371.7	380.1	399.6
35°	352.9	356.4	346.6	352.9	345.2	359.2	358.5	366.1	373.1	380.1	401.0
37.5°	373.8	378.0	362.7	368.2	355.7	366.8	364.1	373.1	380.1	384.3	408.0
40°	405.2	406.6	386.4	390.6	373.1	382.9	375.9	388.5	392.0	394.7	418.5
42.5°	443.6	445.0	419.1	421.9	399.6	408.0	396.1	409.4	414.3	413.6	439.4
45°	491.0	491.7	462.4	464.5	438.7	445.7	431.0	442.2	445.7	443.6	470.1
47.5°	542.6	548.2	515.4	518.2	491.0	494.5	476.3	488.9	488.9	486.8	514.0
50°	610.9	619.3	581.0	585.1	553.8	556.5	535.6	548.9	547.5	541.9	572.6
52.5°	696.0	703.7	663.2	668.8	635.3	636.7	610.9	626.3	622.1	613.0	648.6
55°	799.9	800.6	763.0	767.9	734.4	732.3	700.2	719.0	712.8	700.2	733.0
57.5°	966.6	946.4	884.3	882.9	846.7	843.9	802.7	825.7	815.3	788.8	832.0
60°	1235.1	1241.4	1083.1	1058.7	991.0	978.5	924.1	950.6	938.0	894.8	937.3
62.5°	1386.5	1486.2	1476.4	1388.6	1214.2	1166.8	1074.7	1106.1	1073.3	1009.9	1049.6
65°	1498.8	1634.1	1712.2	1796.6	1718.4	1524.6	1307.0	1350.9	1270.7	1150.0	1188.4
67.5°	1540.6	1703.8	1868.4	1988.3	2069.9	2084.6	1832.8	1844.7	1647.3	1406.0	1410.9
70°	1321.6	1562.2	1884.4	2036.5	2198.3	2277.8	2304.3	2291.7	2164.1	1822.4	1691.9
71°	1120.1	1411.6	1820.3	1989.7	2196.9	2273.6	2343.3	2319.6	2260.3	1987.6	1787.5
72.5°	758.8	1124.9	1632.7	1847.5	2123.6	2179.4	2284.1	2242.2	2229.7	2111.1	1876.8
75°	357.1	560.7	1062.2	1387.2	1797.3	1851.0	1960.4	1908.8	1876.1	1916.5	1785.4
77.5°	262.9	306.2	583.0	862.0	1307.0	1383.0	1477.1	1413.7	1371.8	1412.3	1320.9
80°	239.2	240.6	302.0	454.7	779.7	825.0	860.6	809.0	745.5	742.8	658.4
82.5°	220.4	208.5	196.0	240.6	399.6	380.1	351.5	325.7	253.2	202.9	146.5
85°	140.2	153.4	139.5	131.8	159.0	131.1	103.9	99.7	70.4	47.4	43.9
87.5°	9.8	11.2	13.3	15.3	18.8	15.3	9.8	11.9	7.0	0.0	3.5
90°	0.0	0.0	0.0	0.0	0.0	0.0	0.0	0.0	0.0	0.0	0.0

REPORT NUMBER: P228153

CATALOG NUMBER: ISC-AF-350-LED-E1-SL2-7030

CANDELA DISTRIBUTION (continued):

	77.5°	80°	85°	90°	95°	100°	102.5°	105°	107.5°	110°	112.5°
0°	416.4	416.4	416.4	416.4	416.4	416.4	416.4	416.4	416.4	416.4	416.4
2.5°	412.9	416.4	417.8	417.1	415.7	414.3	409.4	412.9	408.0	411.5	407.3
5°	415.0	419.8	420.5	419.1	417.8	415.0	406.6	411.5	405.9	408.7	402.4
7.5°	414.3	421.9	422.6	421.2	418.5	413.6	405.2	408.7	399.6	401.7	393.3
10°	410.8	421.9	422.6	419.1	415.0	407.3	397.5	398.9	389.9	389.9	378.7
12.5°	407.3	420.5	424.0	419.1	412.2	401.7	390.6	389.2	378.7	378.0	365.4
15°	407.3	421.9	426.8	420.5	410.1	395.4	382.2	379.4	367.5	364.1	350.1
17.5°	406.6	421.9	428.9	420.5	408.0	389.2	372.4	369.6	354.3	348.7	332.7
20°	405.9	423.3	430.3	419.1	401.7	381.5	362.7	357.1	340.3	331.3	312.4
22.5°	405.2	426.1	431.7	417.8	397.5	371.7	352.2	342.4	322.9	311.0	288.7
25°	408.7	429.6	432.4	416.4	391.3	361.3	340.3	327.1	305.5	290.1	263.6
27.5°	410.1	433.1	433.8	413.6	383.6	350.1	327.8	309.7	285.2	266.4	236.4
30°	414.3	433.8	431.7	408.0	374.5	336.2	313.1	290.8	263.6	239.2	203.6
32.5°	415.7	435.9	430.3	401.7	365.4	322.2	296.4	270.6	237.8	209.2	166.0
35°	418.5	437.3	428.9	398.2	355.7	307.6	279.0	249.7	212.0	175.7	126.2
37.5°	422.6	443.6	432.4	396.8	350.8	295.0	259.4	228.1	181.3	138.8	83.7
40°	433.1	456.1	438.7	398.9	347.3	284.5	240.6	205.7	146.5	102.5	57.9
42.5°	454.0	477.7	454.7	409.4	349.4	275.5	221.1	182.0	110.9	73.2	48.1
45°	485.4	505.6	481.2	426.8	357.8	270.6	202.9	157.6	79.5	58.6	43.9
47.5°	531.4	551.0	520.3	454.7	372.4	268.5	184.1	131.8	61.4	53.0	42.5
50°	592.1	615.1	576.8	498.7	399.6	270.6	163.9	107.4	53.7	51.6	41.8
52.5°	666.7	689.1	650.7	563.5	444.3	282.5	142.3	93.5	50.9	50.9	41.1
55°	751.1	782.5	744.8	653.5	513.3	308.3	129.0	88.6	50.9	51.6	40.5
57.5°	850.9	877.4	843.9	740.0	596.3	350.8	130.4	93.5	50.9	51.6	39.8
60°	948.5	981.3	942.9	850.2	691.1	415.0	159.0	118.6	53.0	53.7	39.8
62.5°	1050.3	1075.4	1044.0	946.4	798.5	494.5	216.2	171.6	61.4	63.5	42.5
65°	1161.9	1203.1	1170.3	1090.1	950.6	621.4	325.0	257.3	90.7	73.9	46.7
67.5°	1355.1	1371.8	1355.8	1282.6	1128.4	726.0	387.1	261.5	90.7	71.8	52.3
70°	1616.6	1579.0	1507.1	1370.4	1147.3	651.4	277.6	159.7	77.4	68.3	55.1
71°	1677.3	1619.4	1513.4	1348.8	1108.2	587.9	215.5	126.2	72.5	67.0	55.1
72.5°	1714.3	1627.8	1467.4	1285.3	1031.5	463.1	142.3	99.0	66.3	63.5	53.0
75°	1666.1	1506.4	1295.8	1112.4	844.6	240.6	89.3	75.3	56.5	55.1	46.0
77.5°	1323.0	1182.8	956.2	808.3	543.3	106.7	64.2	57.2	44.6	43.2	35.6
80°	617.2	495.2	290.1	249.0	170.9	62.8	43.9	39.1	32.1	30.7	25.1
82.5°	112.3	84.4	65.6	63.5	57.2	37.0	25.8	23.7	20.2	19.5	16.0
85°	38.4	37.0	27.9	27.9	28.6	19.5	14.6	13.9	10.5	10.5	7.0
87.5°	0.7	3.5	3.5	4.9	4.2	3.5	1.4	2.1	0.7	2.1	0.0
90°	0.0	0.0	0.0	0.0	0.0	0.0	0.0	0.0	0.0	0.0	0.0



REPORT NUMBER: P228153

CATALOG NUMBER: ISC-AF-350-LED-E1-SL2-7030

CANDELA DISTRIBUTION (continued):

	115°	117.5°	120°	122.5°	125°	127.5°	130°	135°	145°	155°	165°
0°	416.4	416.4	416.4	416.4	416.4	416.4	416.4	416.4	416.4	416.4	416.4
2.5°	410.8	405.2	410.1	405.2	408.0	402.4	405.9	403.8	403.8	401.7	400.3
5°	404.5	397.5	401.0	395.4	398.2	389.9	392.0	388.5	381.5	377.3	371.7
7.5°	395.4	385.0	387.8	379.4	381.5	370.3	372.4	366.1	352.9	344.5	336.2
10°	379.4	369.6	370.3	359.9	359.2	348.0	345.9	337.6	318.0	304.1	292.9
12.5°	363.4	352.2	350.8	338.2	336.2	322.9	320.1	306.9	278.3	251.1	233.6
15°	346.6	332.7	328.5	315.2	307.6	296.4	288.7	269.2	228.1	192.5	169.5
17.5°	327.8	309.7	303.4	288.0	276.9	260.1	249.0	222.5	169.5	131.1	115.1
20°	303.4	283.9	272.7	253.2	238.5	218.3	204.3	170.2	113.0	93.5	91.4
22.5°	276.2	253.2	239.2	214.8	196.7	175.1	152.7	115.1	80.2	76.0	78.8
25°	247.6	219.0	200.9	170.9	146.5	121.4	100.4	76.7	65.6	64.9	69.0
27.5°	213.4	180.6	154.8	119.3	96.9	77.4	68.3	60.7	55.8	56.5	60.7
30°	175.7	133.2	106.0	74.6	64.9	56.5	55.1	52.3	50.2	51.6	54.4
32.5°	131.1	85.1	68.3	53.7	53.0	48.1	49.5	48.1	47.4	48.1	50.2
35°	88.6	56.5	53.7	46.0	47.4	43.9	46.0	45.3	44.6	44.6	46.0
37.5°	61.4	46.7	48.1	42.5	44.6	41.8	43.9	43.2	42.5	41.8	42.5
40°	50.9	42.5	44.6	40.5	42.5	39.8	41.8	41.1	40.5	39.1	39.1
42.5°	46.7	40.5	42.5	38.4	41.1	37.7	40.5	39.1	37.7	36.3	37.0
45°	45.3	39.1	41.1	37.0	39.8	36.3	38.4	37.7	34.9	34.2	34.9
47.5°	43.9	38.4	40.5	36.3	38.4	34.9	37.0	35.6	32.8	32.1	32.8
50°	43.2	37.0	39.1	34.9	37.0	34.2	35.6	34.2	31.4	30.7	30.7
52.5°	42.5	36.3	38.4	33.5	35.6	31.4	33.5	32.1	29.3	28.6	28.6
55°	42.5	35.6	37.0	32.1	34.2	30.0	31.4	30.0	28.6	27.2	27.2
57.5°	41.8	34.2	36.3	30.7	32.1	28.6	30.0	28.6	26.5	25.8	25.8
60°	41.8	33.5	35.6	30.0	31.4	27.2	28.6	27.2	25.1	24.4	24.4
62.5°	43.9	34.9	36.3	30.7	31.4	27.2	27.9	25.8	23.7	23.7	23.0
65°	48.1	39.1	39.1	32.1	32.1	27.2	27.9	25.1	22.3	22.3	22.3
67.5°	52.3	43.2	42.5	34.2	33.5	27.2	27.2	23.7	20.9	20.9	20.9
70°	55.1	45.3	43.9	34.9	33.5	26.5	25.8	22.3	19.5	19.5	19.5
71°	54.4	45.3	43.2	34.2	32.1	25.1	25.1	21.6	18.8	18.8	18.1
72.5°	51.6	42.5	40.5	32.1	30.7	23.7	23.7	20.2	17.4	17.4	16.7
75°	43.9	36.3	34.2	27.2	25.8	20.9	20.2	16.7	15.3	14.6	14.6
77.5°	34.2	28.6	26.5	21.6	20.9	16.7	16.0	13.9	12.6	12.6	11.9
80°	24.4	20.2	18.8	14.6	13.3	11.2	11.9	10.5	9.8	9.8	9.1
82.5°	14.6	10.5	10.5	8.4	9.1	7.0	7.7	7.7	7.0	5.6	5.6
85°	7.7	4.9	6.3	3.5	4.9	2.1	3.5	2.8	2.8	2.1	2.1
87.5°	1.4	0.0	0.7	0.0	0.7	0.0	0.0	0.0	0.0	0.0	0.0
90°	0.0	0.0	0.0	0.0	0.0	0.0	0.0	0.0	0.0	0.0	0.0



REPORT NUMBER: P228153

CATALOG NUMBER: ISC-AF-350-LED-E1-SL2-7030

CANDELA DISTRIBUTION (continued):

	175°	180°
0°	416.4	416.4
2.5°	396.1	396.8
5°	368.9	370.3
7.5°	329.9	332.0
10°	283.2	284.5
12.5°	223.2	223.2
15°	156.2	157.6
17.5°	109.5	110.2
20°	92.1	92.8
22.5°	82.3	83.0
25°	73.2	73.9
27.5°	63.5	64.2
30°	57.2	57.9
32.5°	51.6	52.3
35°	46.7	46.7
37.5°	43.2	43.2
40°	39.8	39.8
42.5°	37.7	37.7
45°	35.6	35.6
47.5°	33.5	33.5
50°	31.4	32.1
52.5°	29.3	29.3
55°	27.2	27.2
57.5°	25.1	25.8
60°	23.7	23.7
62.5°	22.3	22.3
65°	21.6	21.6
67.5°	20.2	20.2
70°	18.8	18.8
71°	18.1	18.1
72.5°	16.7	16.7
75°	14.6	13.9
77.5°	11.9	11.9
80°	9.1	8.4
82.5°	5.6	4.9
85°	2.1	1.4
87.5°	0.0	0.0
90°	0.0	0.0

(END OF REPORT)